

4.5 Ante-Chapel and Organ Screen

The great anti-chapel screen, West-facing elevation, has been inspected, starting from the north edge numbering the bays sequentially north to south.

Bay 1

Within the reveal of the abutments to the north, the south facing pilaster has a number of minor losses, perhaps from mechanical damage, but also there is quite a lot of worm in this decorative panel.

In the vaulted canopy, there is a split to the left, otherwise the carving is in good condition. Moving downwards the frieze is in excellent condition. The spandrels over the arch are in good order. The spandrel within the arch has worm in it and there has been a loss to the left of the cartouche. The lovely putti has a hole behind its ankle.

Bay 2.

The canopy is in good condition as is the decorative frieze below this. The spandrels above the arch are in good order. On the south side of the arch just above the spring there is a split. (No action)

The spandrel within the arch is in excellent condition. The primary panel below is in good order.

On the capital to the pilaster to the North of this bay there is a loss of an acanthus leaf, just on the corner. In the pilaster itself, there is a small loss of an acanthus leaf approximately 2 m above ground level. At very low level there is a small piece of profile missing in the plinth on the left-hand side of this bay.

Bay 3:

The vaulted canopy in good condition. The frieze in cornice below also in good condition. In the dentilated arch there is a split to the north about halfway round at the quarter. The highly decorative spandrel carving is in good order. The main central panel is also in good order.

The wainscot capping to the north of this third bay is loose and this should be re-fixed with some urgency.

Category B

Central portal, north side:

On the pilaster there is a minor loss of an acanthus flourish at approximately 1.8 m above floor level. Note there are also a number of fixing holes in this feature. At the very head in the frieze above the capital on both sides there is a little fixing hook which is no longer required, is slightly disfiguring and should be removed.

Category E

On the southern jamb within the reveal, in the respond pilaster, there is a loss at approximately 1.6 m above floor level of a leaf carving.

On the capital to the south of the central opening, the northern horse's head on the corner has a loss of the forelock. I notice that this whole stile of the doorway appears to have rotated slightly anticlockwise, given how the mitres have opened up on the interior corner.

Bay 4:

This bay is to the south of the central opening. The vaulted canopy is in good order. The frieze beneath it is likewise in good condition. The carving of the spandrels above the arch is good. Within the arch spandrel there is a remarkable crown above the cartouche. This has lost one of its baubles and

there is also a loss just to south of the claws of the dragon on the south side.

In the central panel there is quite a significant vertical split which disfigures the decorative carving.

Bay 5:

In Bay number five, the canopy and frieze are in good condition. The great carving within the arch spandrel is possibly representing Revelations: the very dynamic figure has lost a number of its fingers. There is a split on the southern stile of the main panel, though not passing through any decorative carving. Likewise there is a split in the central stile beneath the wainscot dado.

Bay 6:

At the south abutment in the vault canopy, two of the roses are missing. There is a little nick out of the cornice upper filet just beneath this. In the entablature frieze just against the wall, there is a small section of profile that has dropped down and leans against the stonework. The north side pilaster to this bay, there are some small losses of leaf carving in the upper part in two locations. In the central roundel there is a small loss at the 3 o'clock position due to woodworm.

I note that in the floor in front of the screen there are some grilles to a void which has not been inspected - we should ask the Clerk of Works if we can find out what this void does.

Category M



Organ Screen & Case

Screen Central Doors:

North side door:

These are prodigious pieces of carving and it is extraordinary that the door opens and shuts as it does with only some resistance - but the stiffness may indicate that there is a structural issue with the door travelling which Hugh Harrison may have advised upon. Clearly the door must be operated with the greatest of care.

The vigour of the carving and its inventiveness is without parallel and very extraordinary. Most of the carving on this north door leaf is good order. There are small decorative losses, for instance at the meeting stile. The pierced panels have been reinforced with iron bars on the back.

South side door:

The south door seems to be in equally good condition as a sculptural artwork. Neither door travels very easily on the floor. On the back of the south door it is evident that the upper pierced panel is split on the meeting stile side. Below this the strap iron is loose and has been rather crudely re-fixed. The iron strap should be secured with some urgency. The handle to this door is slightly wobbly and should also be re-secured.

Category A

Screen Passage:

The carved decorative ceiling in the organ screen passage is mostly in an adequate condition, with the following observations noted:

I note there is a slightly livelier appearance and finish to the oak. It does not appear to have been stained completely black which might more in keeping with the original intention.

There are two defects of note. In the south east panel there is a loss around the Tudor Rose and movement in this whole profile or framing.

The central panel to the east has also parted company by a good 10 to 12 mm from its cousin adjacent. There may be a structural reason for this distinctive movement which needs to be investigated further.

Category C

Just behind the south door beneath the dado rail there is a considerable loss here adjacent to the hook for the door.

The majority of the carving within the passage on the south side is in good order with only a few losses.

On the north side is the entrance to the organ loft with an extraordinary spandrel, half of which moves with the active leaf to the organ loft stair. In the fixed panel there is a loss just beneath the withins front leg which needs to be repaired.

There is a certain amount of mechanical damage to the active leaf to the organ loft, some of which is aesthetic, especially around the meeting stile. The step up is getting slightly worn.

In the main however, there are very few losses on the northern side, however looking at the responding pilaster to the east there is an acanthus leaf which is completely missing at about 1.4 - 1.5m above floor level.

4.6 Organ Loft

The organ loft stands to the north side of the crossing screen ascended by a handsome and wide spiralling staircase, constructed in timber. The stair is carpeted to the loft landing. On this landing is located the four-manual console for the organ, which has been recently refurbished.

Not surprisingly, there is the usual clutter of a private space. It would be desirable if there could be a good tidy up and removal of materials that could present a fire risk.

Category M.

Elsewhere in this report I write more extensively about cable management principles and policy, but in this location it is necessary to note that there are a number of electrical systems here including: sound system, stage lighting, various data services, CCTV, audio controls, fire controls, wireless etc.

There is a certain amount of dust up here, which coats many surfaces which are hard to reach. I have made some general recommendations for cleaning elsewhere, but the organ loft is a good vantage point to observe the issue.

I do not comment here on any of the organ apparatus, pipework, winding-systems, controls and the playing equipment, and will ask for a report from the Organ Builders. Given that very recently the organ has been overhauled, I have no doubt that the organ will be given a very fulsome clean bill of health.

There is a control system for the audio winches which is just a timber board with electrics laid on it, which is ad-hoc and does not appear to be satisfactory. Whilst I am sure that the sound-system rack is maintained to the highest standards, I think there should be an action to sort out the spaghetti of electrics at the back of this, not least that it looks so untidy. The audio system also is powered from extension leads that ideally would be permanently terminated.

Category C

Store below stairs:

Section 4

The QIR Interior

There is a storage area beneath the organ loft steps behind the main screen which has all the new organ transmission system controls on it which are extremely well cabled and neatly arranged.

There is a data rack here which is in satisfactory condition recently installed. The electrical distribution board to the organ loft was installed in 2007 which I assume is in good order and has been recently tested. Various other temporary electrics are kept here, with a tidy array of sound system equipment.

The floor of this chamber is butt jointed softwood boards suspended over stone and is in good order.

From this store I can just get a glimpse of flooring and support to the quire stalls underneath but not enough to give any comment on the condition of woodwork or other issues within this dusty void. It may be possible to further inspect by lifting flooring or with a boro-scope. I noted loose cables are draped through the void however.

Looking up, one sees the massive timbers of the organ screen above, some of which appear to have been relocated or reused. There is a wireless fire detection system here and in the vestibule, which seems to be correctly configured.

The door into this chamber is framed door with a nice ancient lock though not used.

The entrance to the organ loft is via a huge, elaborately carved pair of arched head doors. One leaf to the west is now fixed because it has a light installed to eliminate the decorative arms and screen passageway. The eastern leaf is the active leaf. The back of this door is crudely framed but the hinging seems to be well secured. The door operates freely.

There is a slightly unfortunate Yale night-latch which is visually incongruous: otherwise the door seems to be in satisfactory condition.

South side of the organ screen internally:

I have not inspected this space, which I am informed is full of organ pipes. I will inspect at the next opportunity with the organ tuners in attendance.

Category B

4.7 The Quire stalls and Joinery

To be read in conjunction with plan and key diagram p.97-98


Quire Stalls Introduction

The quire stall joinery of Kings College Chapel is arguably one of the most significant assemblages of Jacobean craftsmanship anywhere in Europe and certainly within the UK. The joinery therefore is of the very highest significance. Although every inch of embellished carving is worthy of breath-taking admiration, this carved assemblage seems to form a backdrop to divine worship in the chapel and perhaps does not get the fullest attention that it deserves. The Chapel is a working space and inevitably it is subject to the rigours of such continued use.

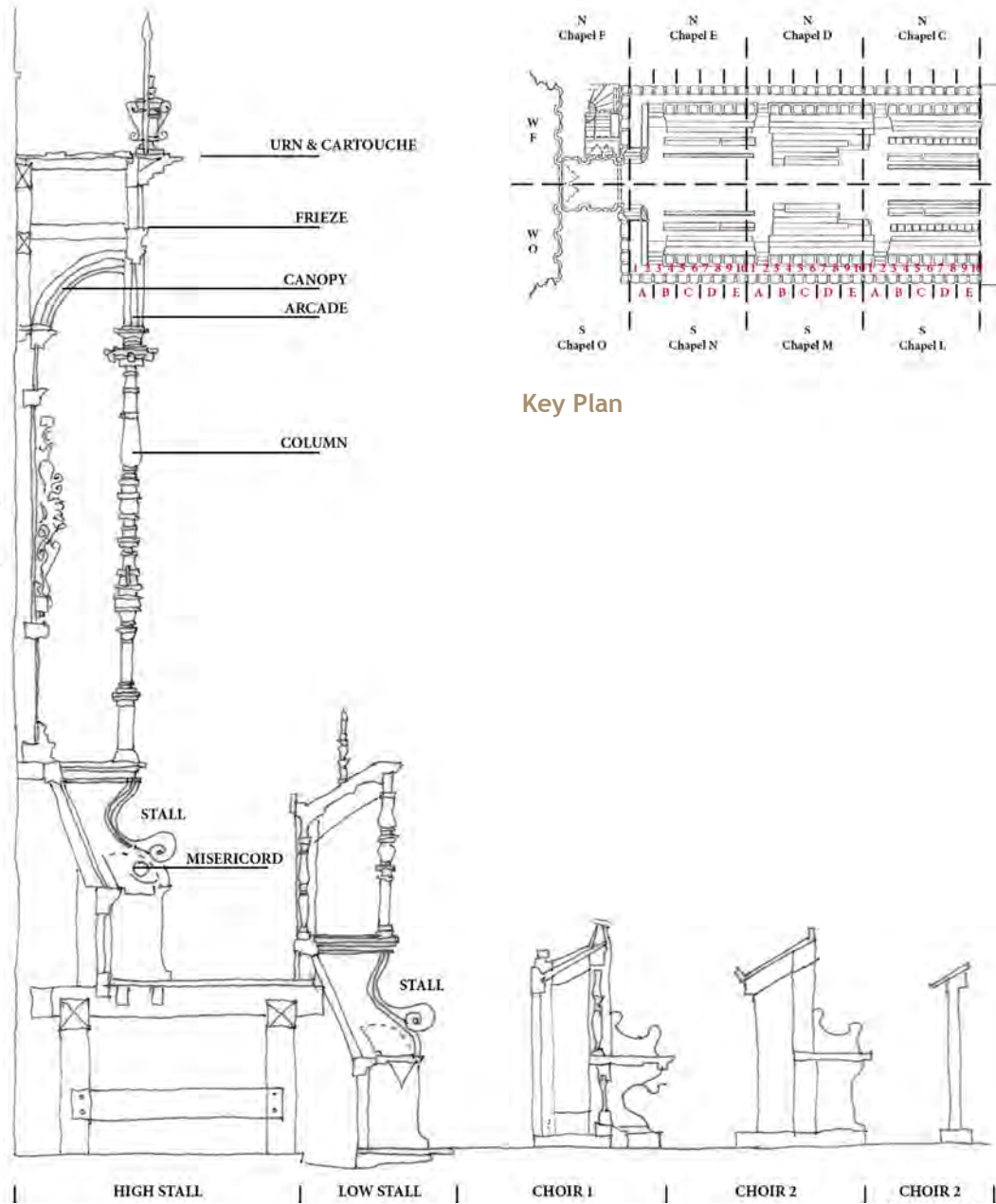
I expect that there are many specialist technical reports on the joinery over the years and I gather Hugh Harrison has prepared a report and historical analysis in 2013. My inspection report records my own observations and needs to be cross-referenced back to the more erudite and specialist observations of timber conservation experts.

There may already be an extant referencing system for the choir stalls. I've created one which has a logic which appears to satisfy my requirements for this survey and no doubt can be amended. Essentially, the referencing works north and south, and divides the stalls up approximately by the bay references for the chapel and then further breaks down each bay in plan and also in section.

Read with the key plan diagram (p.88) to reference the level and location. Generally the survey proceeds from west to east.

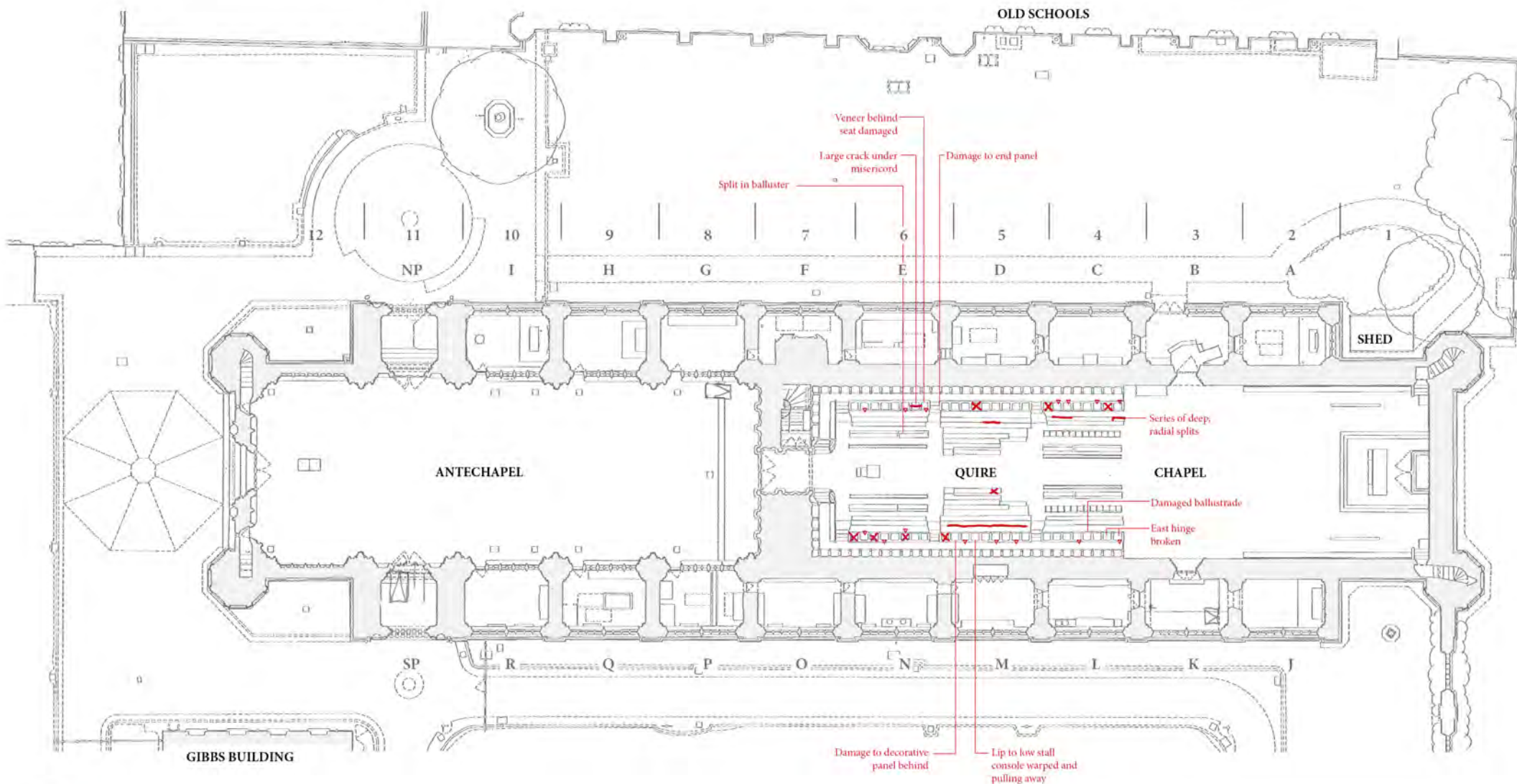






PILASTER
ARMS PANEL




Key Plan

Quire Stalls Reference Diagrams



- Key**
-  Loose balluster
 -  Misericord stuck
 -  Cracking
 -  Loose candelabra



Quire Stalls Defects Plan

Summary observations:

Overall, my impression is that superficially the joinery is in satisfactory condition and as far immediate impressions arise there are no strong imperatives for instant or urgent action. However on more immersive inspection, one starts to discern a range of defects types.

At this juncture I cannot make any observations on whether there are any kind of structural problems which may lie behind the surface of these elements and I have no knowledge of what lies beneath the supporting structure or behind the impressively decorative wall panelling.

I have recorded quite a number of straightforward but regrettable losses. Carved elements that are missing. Whilst all are to be regretted, some are particularly harmful to the meaning or aesthetic of the joinery. If carefully argued, it may be desirable to make a case for reinstating these missing elements, renewing or re-carving (but there may be those who might argue that these losses should be left and be accepted as part of the age and history).

My next concern is that there are unfixed or loose elements which, for one reason or another, could be vulnerable and therefore should be carefully re-secured.

In some instances there are splits or damage to the joinery caused by natural shakes in the wood, or thermal movement, or just physical impact damage which needs some kind of repair.

The next type of typical defect are the wood boring insects, worm etc. I have not noticed rot decay. Some of these elements which have been attacked by work are very disfiguring at close quarters. Unfortunately the damaged areas can be very key to fine decorative detail and thus must be the hardest to repair or conserve. Certainly no treatment should be contemplated without the closest consideration of options by specialist conservators and repair trials.

Finally I have a general concern there are harms to the

decorative finish of the joinery. This can simply be the result of wear and tear, solar damage and the like.

The other types of defect that may not appear under these five categories which we will discuss in the survey that follows.

One matter though that I have noted is that there are velvet cushions, wool carpets, lovely scarlet stall cushions and quite a number of moth traps that have many moths in them. This suggests that there is an insect pest problem and I would strongly recommend a pest management and treatment programme to eradicate these pests, not necessarily because they are harmful to highly significant finishes here in Chapel but because the pest problem can then escape elsewhere into high-quality vestments, altar frontals and the like, simply being carried on clothes or elsewhere in College. Therefore unless there is already an integrated pest management or IPM programme in place now this should be established as a highest priority

Category M

And a treatment programme put in place as a priority.

Category B

I have not sought to comment on any of the literature, books and other loose elements which are here in the quire. I hope that these contents are under the careful observation of the librarian or archivist to the extent that is relevant.

Quire Stalls, North side

Quire Stalls Sector NC

Starting back at the top in the cartouche and urn, zone A,

Stall No 1. is in good condition,

Stall No. 2: no comments.

Stall No 3. There is a split running through the centre of the cartouche, this is otherwise in good condition.

Stall No 4: is in good condition.

Stall No. 5: has lost its finial and there is a break in the arch head.

Stall 6: appears to be in good condition.

Stall No 7: the cartouche has some rather wonderful dragons which is a different style from others, but is in good condition.

Stall No 8: the detail returns to hunky moustachioed Angels which are in good condition.

Stall No 9: comprises Pelican beaked beasties these are in fine condition and then

The terminating cartouche is in good order.

There are no losses on the urns.

The decorative carvings in the frieze in this bay are in good order, as are the carvings of the arcade. The columns are in good order and their capitals seemed to be in good order also.

Section 4

The QIR Interior

Quire Stalls Sector ND

Starting at the top, in section A with the cartouches and urns:

Stall No. 1: is in good condition;

Stall No 2: is also in good condition.

Stall No. 3: The cartouche to stall three has a split on the west side, passing all the way through the woodwork.

Stall No. 4: has a loss at the apex of the arch at the head which appears to have been repaired before, and has fallen off again.

Cartouche No 6: has a break on the east side just beneath the flourish under the angel's tail.

Cartouche No. 7: on the east side the fabulous, moustachioed muse, has lost a bit of leaf by his head.

Stall No. 8: has a break in the stile on the east side

The decorative carving in the frieze and the carving of the arcade in this section, including the singing putti are all in good order.

Column capitals in this sector ND:

We also find here there are missing florets between the volutes as follows:

Stall No. 1: west side one is missing and east side one is missing.

Between stalls 2 & 3: this column has not got florets in either.

Stall between 4 & 5: floret missing on the east side.

Between stalls 5 & 6: there are no florets in this capital.

Between 6 & 7: florets missing on the east side.

Between 7 & 8: floret missing on the east side

Between 9 and 10: on the east side

Between 10 and 11: capital has one missing on the west side.

The column shaft between bays six and seven is rather wobbly

and this needs to be checked. I could not determine whether this movement was due to lack of fixing or whether it has a break in its length.

I also noted at the head of this column there is some fine string along with gaffer tape. The next column also has gaffer tape hanging down. Although minor infractions, this untidiness really should not be permitted and these trespasses should be removed immediately.

Category B

The canopies above the stalls in this sector are generally in good order, although

the canopy above stall nine, is partially unfixed and has slipped 2 inches

above stall 10 the canopy has slipped completely. I fear or suspect that the canopy above stall 10 has been unfixed to get cable through, which if confirmed is not acceptable. This canopy should be checked for its condition and then re-secured at the earliest opportunity.

Category B

The framing and pilasters to the wall panelling is generally in good order, some very minor losses, though a certain amount of distortion and parting of some elements is noted. Whether this is a structural concern would need to be assessed as part of some more general and deeper appraisal of the highly significant panelling.

The great armorial panels north side:

Panel A is generally in very good condition although there are some very small losses to the framing flourishes beneath the 'dieu et mon droit' inscription perhaps due to mechanical damage or a bit of worm.

Panel B is in good condition though not fixed and leaning back. There is a small loss due to worm to the flower to the east of the central cartouche beneath the unicorn's hoof. There is

also an area of decorative difference in the bottom right-hand corner. This might be an area of damage, or perhaps this was a cleaning trial? No comment otherwise.

Panel C appears to be slightly off centre in its frame and is shunted to the east slightly. There is an area of slight worminess just at the centre of the armorial cartouche, we are looking at a little bit of loss to the quartering lines.

Panel D has a crack about 300mm up, which runs through, just beneath the armorial surround. Around this, there is worm damage and there appear to be some crystals on the face which may be some past treatment method coming to the surface, this should be looked at by a conservator.

Panel E is broadly in good condition though it is bulging out at the head. This has an inscription '*Sapientia Felicitatis*'. In the arms there is a very small recent loss, perhaps a repair. To the east of this, there is some worm, but nothing too severe in this panel. Some very beautifully carved supporting angel figures.

Lower zone of the stalls and the misericords.

In stall two there was a sign that was crudely affixed to the back panel which is now gone, but leaves a slightly harmful appearance. This can be polished back in.

The misericords all move freely and the carvings are in good condition.

In stall four, there appears to have been a cleaning trial, leaving stripes of polishing

Some uncouth vandal has stuck chewing gum beneath the misericord of stall ten which should be carefully removed.

I notice that there is a certain amount of creakiness in the floorboards and which may need to be re-secured.

Upper Quire Stalls survey, north side.

Quire Stalls Sector NE

Beginning first at the upper tier in the urns and cartouches.

NE stall No 1: the uppermost finial on the cartouche is missing.

Stall No. 2: the uppermost finial to the cartouche is missing and there is also a fairly recent loss above the mask on the west side. The urn to the east of this second element has a loss on its eastern side.

Bay No 3: the cartouche has lost the head of the angel on the west side. There is a recent loss of wood just to the east of the cartouche in the surrounding foliage.

Stall No. 5: the angel on the west side of the cartouche has lost its legs and the decorative flourish which has also taken out a section of the framing profile. (There are rather fabulous moustaches on these angels).

Bay No 6: the cartouche has a split up its centre.

Bay No 9: Both the cartouche angels have lost their heads. The angel on the west side has lost its legs and there is now no connection to the flower that terminates the feet.

Moving down to the decorative frieze above the arcade:

These 10 carvings are generally in good condition, there is a very small loss to a leaf in bay five. There are no defects in the arcading itself and the lovely decorative and singing putti in each of the spandrels all are in good condition.

Capitals of the support in the arcade:

These rather exquisite ionic volutes on the quadrant and between the volutes, on nearly all of them, there is a flower but these are missing flowers as follows:

(from the east side of bay one)

- the west side of bay three,
- the west side of bay four,

- the west side of bay seven and eight
- the east side of nine
- the west side of 10.

It is not possible to see fixing holes for all these losses and thus I cannot be sure all these flowers are missing, or whether they didn't exist originally.

The supporting columns in this bay seem to be all in good condition and seem to be secure.

The canopies behind the arcade are generally in good condition, however the canopy in bay 10 is unsecured and has slipped down, and this should be reinstated and its condition carefully checked.

Just beneath this to the west, there is a small loss in the inner cornice, just above the head to the spandrel angel.

The framing pilasters which frame the decorative armorial panels all seem to be in satisfactory condition and their capitals are in good order. There is a loss in the cap rail at bay six, adjacent to the pilaster and at bay nine top left-hand or west corner there is some decay around the peg and a certain amount of worm in this stile.


Dropping down to the section zone D, where the incredible carved armorial panels which bridge between two stall bays are located.

The majority of these panels seem remarkably loosely fixed or not fixed at all. They just simply lean back in the aperture. We should take advice as to whether or not these are adequately secure. I would be more comfortable if they were slightly wedged or somehow positioned so that they can't flop around within their aperture, but others should advise.

Category B

Panel A in sector NE is generally in good order. A small amount of worm.

Panel B has small losses in the arm itself, one of the fleur-



North Side Quire Stalls

Section 4

The QIR Interior

de-lis is missing a little arm. There are tiny losses to the middle lion. Above the central cartouche to the west, there's a small loss in a leaf and a petal of a flower.

Panel C is very unfixd, leaning backwards. The central arm of the visor above the cartouche has been lost fairly recently. Above this, the face of the crowning lion has been badly disfigured, though this has been polished and clearly is a loss that happened at some earlier date.

Panel D is suffering in the centre from a small amount of worm damage and there are some slightly disfiguring losses from the 3 lions. At the bottom to the east, worm has quite badly affected two of the flourishes with some very clear standout losses which are quite disfiguring. On the west hand side lower part, just beneath the dragon's knee there is a small loss from a flower petal.

Panel E depicts two scantily clad ladies holding the armorial shield of a different design. The Eastern lady's face is quite badly harmed by worm and her nose has a bit missing.

I have not inspected the floor boarding of the stalls, because this is covered by red carpet which is more or less in satisfactory condition.

The kneelers appear to be suffering from moth to some degree and it is quite likely that the sacking to these kneelers may be harbouring moth which should be addressed in a IPM programme as recommended.

Lower Quire Stalls

The condition of the lower quire stalls is generally good however there are some maintenance issues of note and some damage which requires more immediate attention.

There is a large and wide split in the floor of the westernmost of the south side lower stalls underneath the misericords. A specialist timber conservator will need to be consulted to ascertain whether the split can be stabilised or repaired. N.B. The Conservation Report on the Choir Stalls carried out in September 2013 by Hugh Harrison recommends making good these splits in new oak (Harrison et al. 2013, 18.)

Category C

There are several deep radial splits in the book board of Choir 1 at its easternmost end on the south side. There is also further splitting evident along the length of this section. These should be repaired.

Category D

Several instances of warping of the lip attached to the lower side of the choir book boards have resulted in these elements separating in places with gaps opening between. These areas should be inspected periodically to ensure this issue does not worsen.

Category M

Several of the turned balusters on the low stalls and choir 1 have become loose. Some of these are now in danger of coming completely out of their fixings and should be re-fixed carefully.

Category C

Inspection reveals several instances where the misericords on the low stalls are either stiff, stuck or rather noisy when opened. Less severe instances can be remedied within the normal maintenance programme by ensuring that hinges are appropriately and regularly lubricated.

Category M

Instances where stiffness or sticking of the hinged elements are due to deformation of the shape of the stalls themselves needs a more careful repair


Category D

Several of the choir 2 front stalls were found to wobble. Fixings to be tightened to improve rigidity.

Category C

Unfortunately, there are several locations where chewing gum has been disposed of on the underside of the misericords. This is to be carefully removed during routine maintenance/cleaning.

Category M



North Quire Stalls - Canopy. Wire bundle to be cut back.

Quire Stalls, South side

Introduction:

As with the inspection I made of the North Choir Stalls, my observations of defects and losses have two aims.

The first is to relay a general impression of the conservation state of the joinery - which I am sure is covered in much greater detail and with more sophistic erudition in the Hugh Harrison survey. These observations are a prelude to formulating a conservation strategy. Hence I do not make any specific recommendations in relation to the damage and losses noted.

However there are also a number of defects where I do make specific recommendations for action in the nearer future, which I find issues which, if not addressed, would result in more immediate damage and should therefore be addressed piece-meal.

Bay WO, Stall 4, the Provost Stall

Firstly I note that the northern carved post is missing one of the angels that would have been affixed here. Recommendation is to discover how recently this loss occurred and to consider whether re-carving should be contemplated

Category E

The handrail up to the stall, which is wreathed, is incredibly fragile and would not support the weight of someone taking a trip. A means to secure this more robustly should be found, possibly at the bottom newel.

Category B

The extraordinary carved canopy over the Provost stall is generally in good condition however the crown that surmounts the armorial cartouche is rather damaged. This should be

recorded slightly more closely and consideration given to repair. Possibly just turning it through 90° would present a better face.

Category E

The remarkable spandrel carving behind this stall has two substantial vertical splits through it, which seem to continue up through Christ in Blessing in the surmounting half roundel. Clearly, St George and the Dragon is the theme of the main carving, though the spear is missing and the Saint's hand has broken off. Also, two of Christ's fingers are missing. The sign of blessing is absolutely intrinsic to the artistic interpretation. It would genuinely be worthwhile contemplating reinstating these missing elements

Category E

The misericord is in good condition: the carvings under this seat are remarkable.

Stall three, in the cartouche surmounting stall the northern Murman has lost his legs and there appears to be worm damage to this cartouche.

The cartouche to the stall two, the Dragon on the south side has lost his leg.

The Cartouche to stall one is in satisfactory condition.

The arcade above these stalls is in good order as is the vault canopy.

The panels and the carved pilasters are in good order with the carvings beneath of great intricacy and interest.

The misericords are very stiff in two of these stalls; these should be carefully eased or lubricated so that they do not get damaged in use:

Category B

The seat to stall No. 1 has a break and slight loss.



Decorative Carving - South Quire Stalls

Section 4

The QIR Interior

I note that there are moth traps underneath stall three, with a dense population of moths has been captured but no indication when these traps were set. As noted on for the north side report, an integrated pest management programme giving close attention to this moth problem is of great importance particularly in the way that it can transfer a problem elsewhere or get into vestments. The carpet to this area is quite literally moth-eaten

Category M: IPM programme

Category D: renewal of damaged carpet and other textiles

In the corner there is quite significant loss to the cornice, which should be reinstated

Category D

Canopies bay SN in turn starting with number one:

Stall one has a break beneath the Merman on the west

Stall two is missing its capping finial

Stall 3 - to Stall 9: the cartouche panels are all in good condition.

Stall 10 the Murman has lost a small fragment of his moustache.

The frieze carvings and arcades to this bay all appear to be in good condition. All of the columns are soundly secured except for column five. Whilst the column is okay there is a large chunk of wood missing from the stall divider between the stalls and this means that the column itself is rotating. This missing element should be sought out or a reinstatement made.

Category D

The canopy vault carvings all appear to be in good order.

Carved panel A is in very good condition though loose and unsecure within its frame, it is stable. The frame surround pilasters are also in good condition.

Panel B is in excellent condition, no comments

Beneath this to the west there is a large split in the plain panel. This should be repaired.

Category C

Panel C and its surrounds are all in good condition

Panel D with the greyhound and dragon is in very good condition.

The plinth plain panels beneath both are split, with a wide split in both which I suggest should be stabilised.

Category C

Panel E with two supporting angels holding the heraldic shield is in slightly less good order with some worm in the shield and a few relatively minor losses. For example in the nose of the dog to the top right.

There is a large wide split in the plain panel beneath this to stall nine.

The misericords to these stalls, are in good condition and move freely.

Turning to the column capitals, as noted in the north side survey, there are many rosettes missing from the capitals. The pins which secured these can still be seen and it would be desirable for these to be reinstated in a conservation programme

Category E

There is a sign for members of 'King's College Only' stuck on with blue tack, which is unfortunate. A better way of securing

this sign could be devised

Category E

Floor boarding in this bay covered in carpet seems to be in satisfactory condition, bus is not visible.

Stalls Bay SM, starting with the President's stall.

The raised stall riser is quite loose and this could be re-secured. The wonderful female sculpture has got broken ankles and is quite loose. The sculpture has a supporting colonette behind her, this needs to be repaired and better secured otherwise it will be further damaged

Category B

Survey of the stall finials cartouches and urns:

Stall one, two and three are in good condition.

Stall four is missing an angel entire and a finial.

Stall five, six, seven are in good condition.

Stall nine has a split right way up through the cartouche ,

Stall 10 missing a finial. It is interesting to remark that the carvings in these features are less bold than elsewhere.

The cornice frieze and arcade to this bay is in good condition and the canopy vaults are in good condition.

There is a substantial missing element of cornice between bay five-six.

As noted elsewhere there are numerous losses of the rosettes on the capitals. There is also a substantial piece of cornice missing between bays 9- 10. Otherwise the columns are in satisfactory condition.

The great armorial panels south side:

Heraldic panel A has had some pieced in repairs in the past and there are some minor areas of worm, bottom left hand corner and just above the inscription.

There is a large gap at the head in the plain panel beneath. In stall two there is a large split to the left side. Otherwise the framing is in good condition.

Heraldic panel B is in good condition as is the framing and pilasters.

Panel C is broadly in good condition. There is a small loss of a leaf just to the left of the visor. This panel has had some new wood pieced in at the base otherwise the frame is in good order.

Panel D is in good condition no comments on this or the surround.

Panel E is generally in good condition. There is a small area of worm loss in the quiff of the left hand supporting angel and a little bit of loss in the drape of his coat.

All of the misericord seats and back panels to this bay are in good condition.

The carpeted floor boarding is generally in satisfactory condition however in stall two of this bay there are loose floorboards which probably relates to disturbance to the electrical fixture here. If this has no use, it should be removed and the floorboards re-screwed down

Category B

On the priest's stall, at the aisle here, the fine male sculpture has broken ankles and is extremely loose and this should be repaired as a matter of priority otherwise it will get lost or further damaged.

Category B

Eastern bay, reference SL

Inspection of the the cartouche and urns at the apex:

Stalls one to three are in good condition. Stall four is missing a finial from the cartouche. The remainder, though very dusty, are generally in good order.

I draw attention to the very remarkable and different carving in bay eight where there are two heads to the angels quite distinct from the others. The frieze cornice and arcade in this bay is in good condition.

The column between bays seven and eight is rather loose and this should be re-secured

Category B

The canopy vaults all appear to be secure.

Armorial panel A, this is in very good condition. The frame pilasters and panels beneath are in good order.

Panel B has a slight split horizontally but is secure and is in good order. Frame pilasters are likewise in good order.

Panel C has a number of areas of woodworm, with slightly disfiguring marks to the rose beneath the left-hand lion, and in the lions crown, this needs conservation.

Panel D is generally in good order there are some minor losses: for instance, along the leading edge of the dragons wing and to one of the roses.

The very gorgeous panel E is in good order as is the surround.

The misericords seats in this range all are in satisfactory order, however stall six is jammed and this needs attention.

Category D

Again I note a unsatisfactory blue tacked sign. I am sure a

better way could be made to affix

Category E

The floor boarding appears to be secure condition.



Split joinery - South Quire Stalls - High Stalls