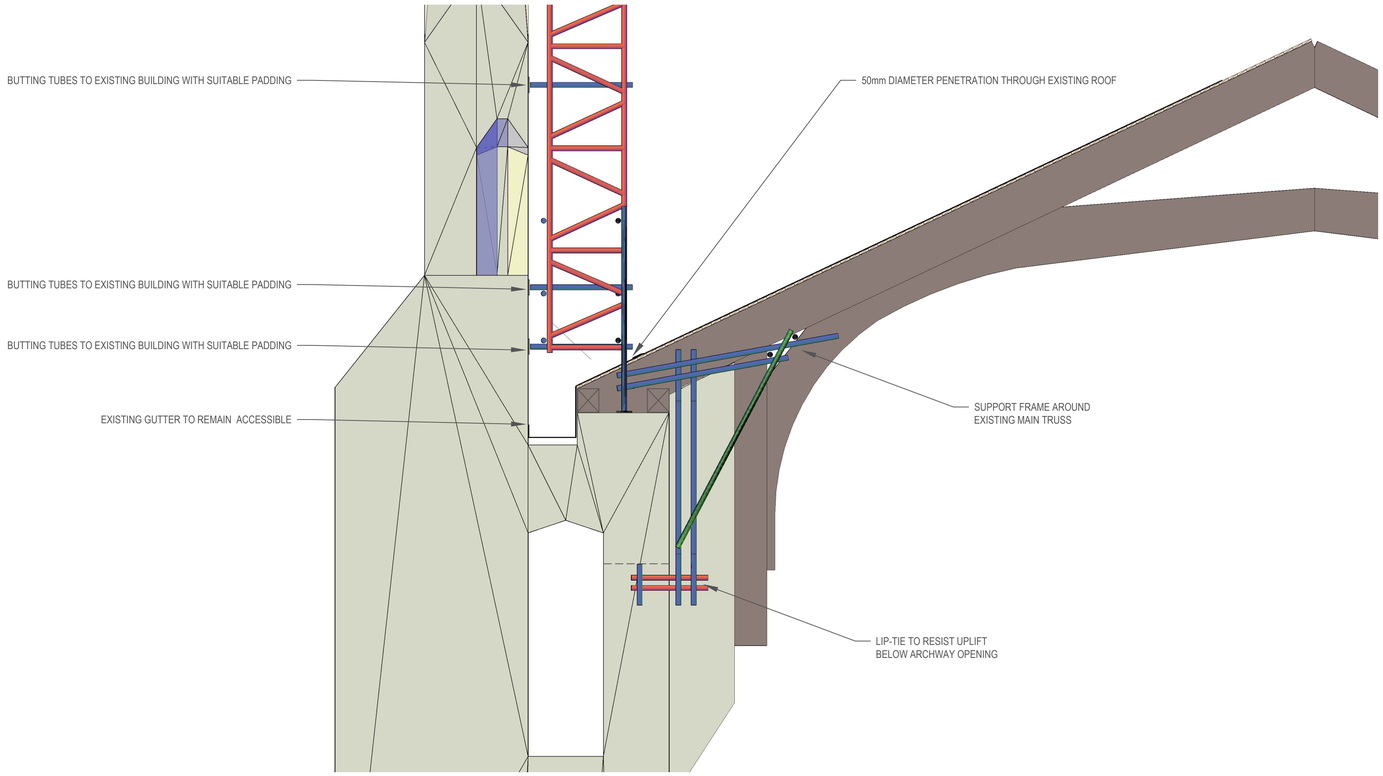

NEW TUBE NOTE

THIS DESIGN ASSUMES THAT ALL SCAFFOLD TUBES ARE TYPE 4 TO BS EN 39 AND IN THE 'AS NEW' CONDITION.

TO BE CONSIDERED 'AS NEW' THE TUBE MUST BE STRAIGHT TO THE EYE, THE ENDS MUST BE CUT CLEANLY AND SQUARE TO THE AXIS OF THE TUBE AND MUST NOT SHOW EXCESSIVE WEAR OR CORROSION.

EDGE PROTECTION NOTE

EDGE PROTECTION AND LADDER ACCESS TO BE FIXED AND MAINTAINED IN ACCORDANCE WITH NASC GUIDANCE DOCUMENTS TG20 & SG25

DRAWING NOTE

THIS DRAWING IS INTENDED TO BE READ IN COLOUR. IF THIS COPY IS IN BLACK & WHITE ONLY, IT MUST BE DISCARDED IMMEDIATELY & A NEW COPY REQUESTED.

TRANSOM NOTE

BOARD TRANSOMS MAY NOT ALL BE SHOWN ON THIS DRAWING. THE SCAFFOLD CONTRACTOR MUST ENSURE THAT BOARD TRANSOMS ARE POSITIONED AT 1200mm MAX CTRS UNLESS NOTED OTHERWISE.

NOTE

ILLUSTRATIVE VIEWS MUST BE READ IN CONJUNCTION WITH THE PLANS, SECTIONS AND ELEVATIONS.

SCHEME 3B2 DRAFT
FOR DISCUSSION ONLY

BASIS OF DESIGN
THIS DRAWING HAS BEEN PREPARED FROM INFORMATION SUPPLIED TO US BY, OR ON BEHALF OF THE CONTRACTOR, WHO SHOULD CHECK THAT HIS / HER REQUIREMENTS HAVE BEEN CORRECTLY INTERPRETED AND THAT ALL LOADINGS, DIMENSIONS, CLEARANCES, LIFT HEIGHTS, BAY SIZES, PLATFORM LEVELS AND ERECTION / STRIKING SEQUENCES ETC., ARE AS REQUIRED AND PRACTICABLE.

FOUNDATIONS
THE CONTRACTOR MUST PREPARE ALL FOUNDATIONS (TO SCAFFOLD) PRIOR TO ERECTION AND PROVIDE SUITABLE BASE DETAILS / SPREADERS TO SUIT.

MODIFICATION
NO ALTERATION IS TO BE MADE TO STRUCTURE DETAILED ON THIS DRAWING WITHOUT WRITTEN PERMISSION FROM THE DESIGN OFFICE.

PROPERTY
THIS DRAWING IS CONFIDENTIAL AND THE EXCLUSIVE PROPERTY OF RISE SCAFFOLD SERVICES LTD. NO UNAUTHORISED USE, COPY OR DISCLOSURE IS TO BE MADE, AND IS TO BE RETURNED UPON REQUEST.

TEMPORARY WORKS CO-ORDINATOR
RISE SCAFFOLD SERVICES LTD HAVE NOT BEEN APPOINTED AS THE TEMPORARY WORKS CO-ORDINATOR. IT IS THE CLIENTS RESPONSIBILITY WHERE APPLICABLE TO APPOINT A SUITABLY COMPETENT PERSON TO ASSUME THIS ROLE.

PERMITS AND PERMISSIONS
THE CONTRACTOR MUST OBTAIN ALL PERMITS AND PERMISSIONS PRIOR TO ERECTION.

DIMENSIONS
WRITTEN DIMENSIONS SHALL TAKE PRECEDENCE OVER SCALED DIMENSIONS. THE CONTRACTOR MUST VERIFY ALL SITE DIMENSIONS AND NOTIFY THE ENGINEER OF ANY DISCREPANCIES. ALL DIMENSIONS ARE IN mm AND CENTRE TO CENTRE, UNLESS STATED OTHERWISE.

CONSTRUCTION
UNLESS STATED OTHERWISE ALL CONSTRUCTION TO BE IN ACCORDANCE WITH THE NASC GUIDE TO GOOD PRACTICE FOR SCAFFOLDING WITH TUBE AND FITTINGS (TG20) AND NASC SG4.

NON LOAD BEARING COUPLERS ALLOWED ONLY WHERE SPECIFICALLY STATED.

EXISTING STRUCTURE
ALL EXISTING STRUCTURES MUST BE CHECKED BY A COMPETENT PERSON TO ENSURE IT IS CAPABLE OF SUPPORTING THE DESIGNED SCAFFOLD LOADING.

THIS DRAWING MUST BE READ IN CONJUNCTION WITH THE CALCULATIONS FOR THIS PROJECT AND OUR FULL TERMS & CONDITIONS; WHICH ARE AVAILABLE ON REQUEST.

KEY

- INDICATES SWAY BRACE
- INDICATES PLAN BRACE
- INDICATES LEDGER BRACE
- INDICATES LOAD BEARING TRANSOM
- INDICATES BEAM
- INDICATES SG4 RAILS
- INDICATES RESIDUAL RISK
- INDICATES SUPPLEMENTARY COUPLER (USED TO INCREASE SLIP RESISTANCE IN THE CONNECTION TO ACHIEVE MAXIMUM CALCULATED LOADING).
- INDICATES POSITION OF TIE TUBES
- INDICATES POSITION OF BUTTING TUBES

LOADING STATEMENT

MAXIMUM LOADING TO WORKING LIFT
= 2.0 kN/m² (LOAD CLASS 3)

INSIDE BOARDS TO BE VERY LIGHTLY LOADED ONLY= 0.75kN/m²

ONLY ONE LIFT TO BE FULLY LOADED AT ANY ONE TIME.

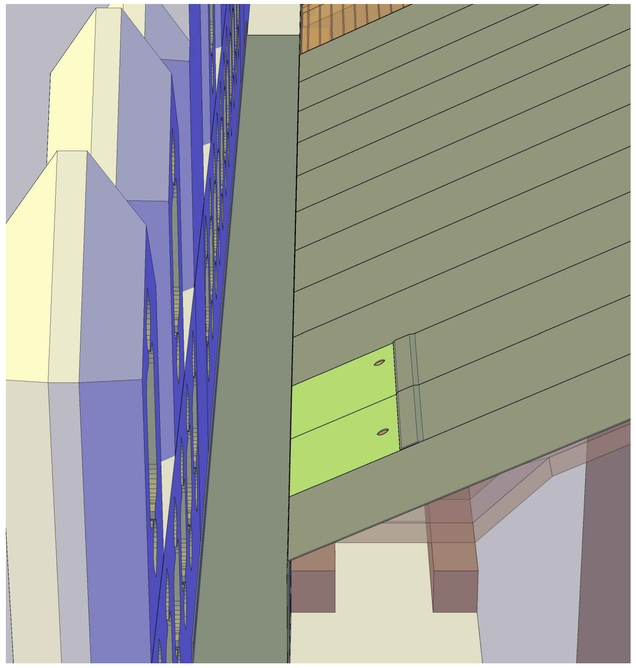

PHASE 1
ROOFING CONTRACTOR TO PREPARE TWO PENETRATIONS THROUGH EXISTING ROOF ABOVE AN AGREED LOCATION TO ALLOW TWO 50mm DIAMETER TUBES TO BE INSERTED ONTO THE EXISTING WALL. (POSSIBLE PEEL BACK EXISTING LEAD AND INSERT TEMPORARY PATCH AND OVERLAP)

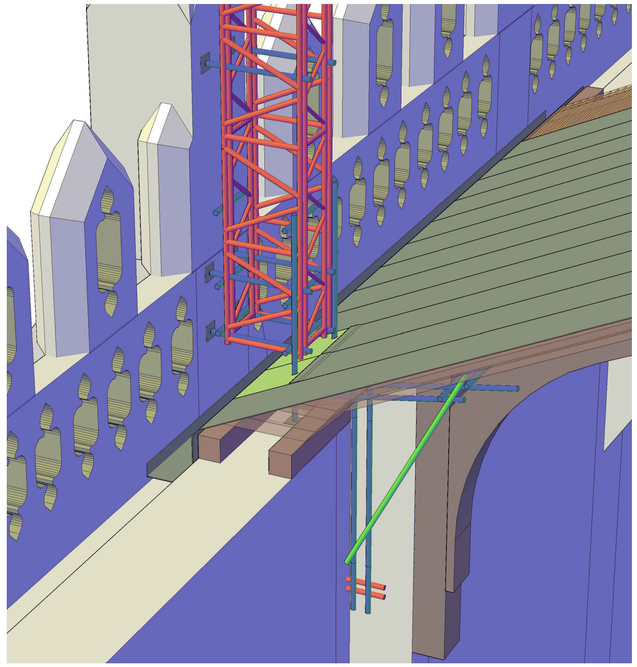

PHASE 2
SCAFFOLDING CONTRACTOR INSERTS THE BASE SUPPORT TUBES THROUGH THE VOIDS AND THEN THE ROOFING CONTRACTOR SEALS THE TUBES IN PLACE.

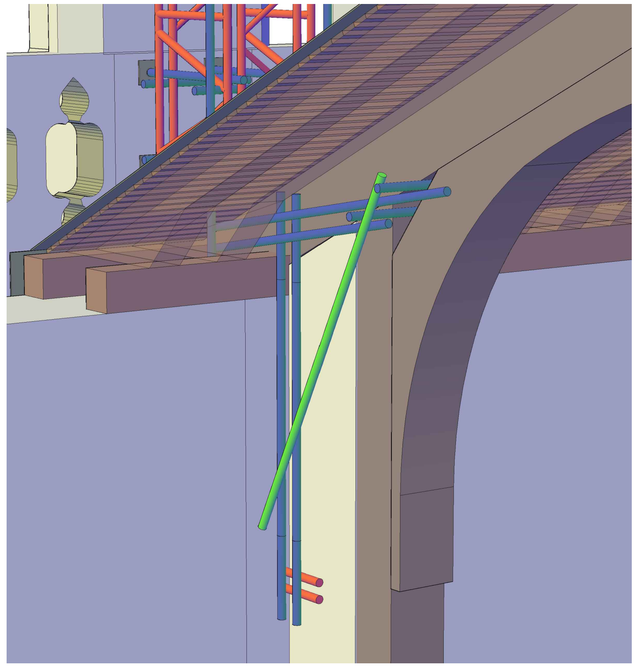

PHASE 3
SCAFFOLDING CONTRACTOR CONSTRUCT INTERNAL LOCKING FROM TO EXISTING MAIN TIMBERS AND ARCHWAYS TO RESIST UPLIFT AND HORIZONTAL MOVEMENT.

FOR INFORMATION

REV	ISSUE DATE	BY	CHECKED
P1	06/08/2021	RH	

PROJECT
KING'S COLLEGE CHAPEL ROOF

CLIENT
KING'S COLLEGE, CAMBRIDGE

DRAWING
PRELIMINARY CONCEPT DESIGN - SCHEME 3B2

ROOF ENCAPSULATION - FRAME SUPPORT DETAIL AND METHOD

DATE	SCALE		
06/08/2021	AS NOTED		
DRAWN: RH	CALCS: RH	PROJECT NO: 3974-1-3B	DWG NO: 006A

Head office: **Rise Scaffold** Services Ltd
Acer Rd, Saddlebow Ind Est, Kings Lynn, Norfolk, PE34 3HN
Tel 01553 692021
Mob 07909 846 093
E-mail info@rise-scaffold.co.uk

NASC DESIGN MEMBER